

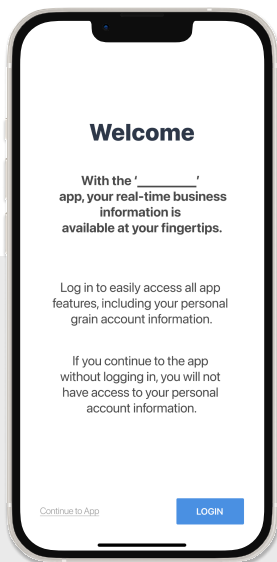
LNFE APP LOGIN INSTRUCTIONS



Step 1: Install 'LNFE' from the App or Play Store.

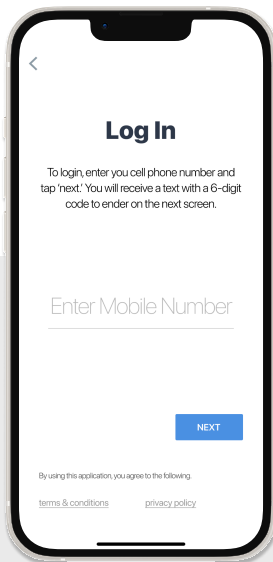
Step 2:

Select "Login"



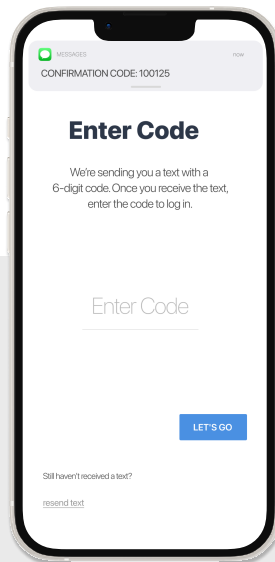
Step 3:

Enter your phone number with area code



Step 4:

Enter the code from the text message



Login & Done!

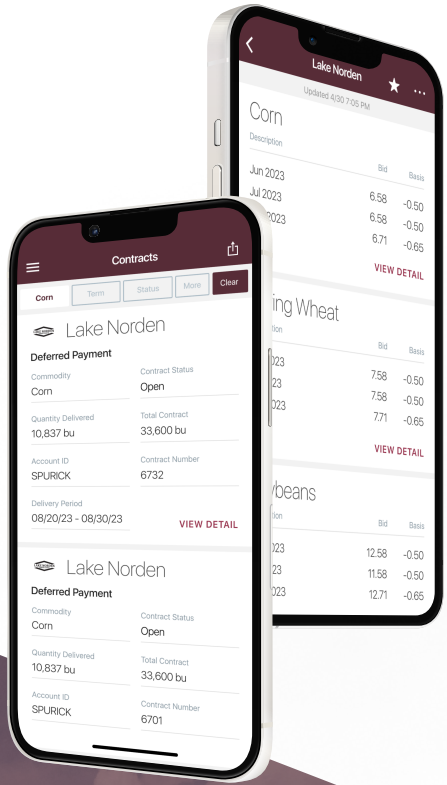
No messy usernames or passwords to remember.

When logging in with an Apple device, be sure to enable notifications for important information from your elevator.

Get More Done with the LNFE App

- Track actual yield with digitized real-time scale tickets
- See information pertinent to growers' revenue forecasting with Settlements
- Check the fulfillment and status of contracts
- Business information any time of the day, from anywhere

(Plus, it's free for growers)



POWERED BY **BUSHEL**